

**(GB) INSTALLATION INSTRUCTIONS**

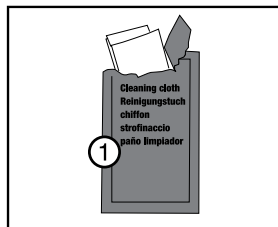
**(D) MONTAGEANLEITUNG**

**(F) INSTRUCTION DE MONTAGE**

**(I) MANUALE DI INSTALLAZIONE**

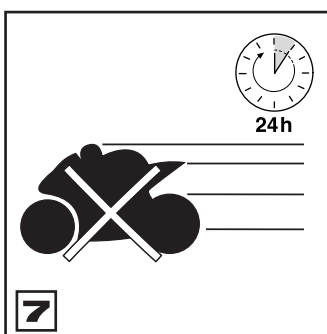
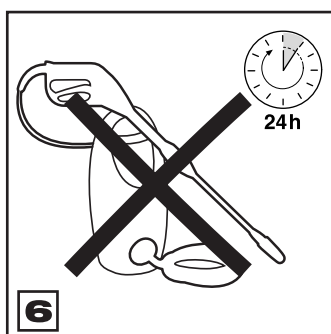
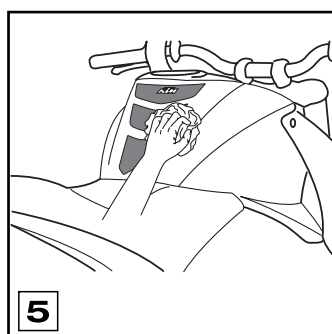
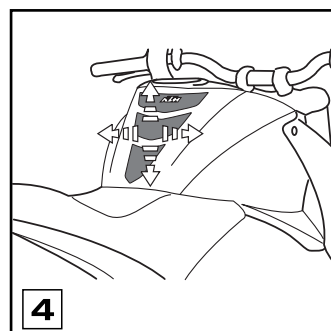
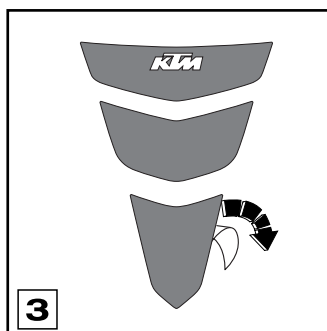
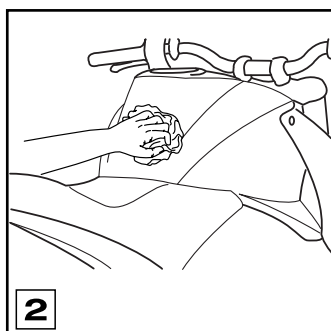
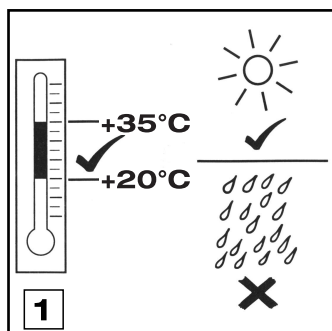
**(E) INSTRUCCIONES DE MONTAJE**

Tools Required  
Notwendige Geräte  
Équipement Nécessaire  
Attrezzatura Richiesta  
Utensilios necesarios



- ① Cleaning cloth (included)  
Reinigungstuch (beinhaltet)  
chiffon (compris)  
strofinaccio (inclusa)  
pañu limpiador (incluido)

- (GB) Surface has to be dry, free of dust and grease.  
(D) Klebefläche muss trocken, staub- und fettfrei sein.  
(F) Veillez à ce que la surface adhésive soit sèche, dépoussiérée et dégraissée.  
(I) La superficie adesiva dev' essere secca, senza polvere e grasso. La superficie dev' essere pulitissima.  
(E) Áera para el adhesivo tiene que estar seca, libre de polvo y de aceite.



**KTM Teilenummer / Partnumber / Cod.art. / Référence / Número de la pieza KTM**

**69007011000**

12/2007

KTM Sportmotorcycle AG  
Stallhofnerstraße 3  
A-5230 Mattighofen  
www.ktm.com

**KTM POWERPARTS**